



Weekly Report (July 2, 2021 - July 8, 2021)

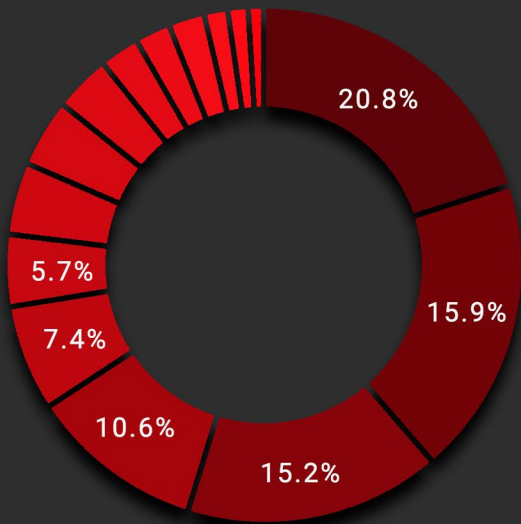
This is the weekly email report for Audax.gr

- During this period, you had 23,210 page views with 283 attacks blocked.
- The attack we blocked the most was IP Address not in the allowlist with 45 entries.

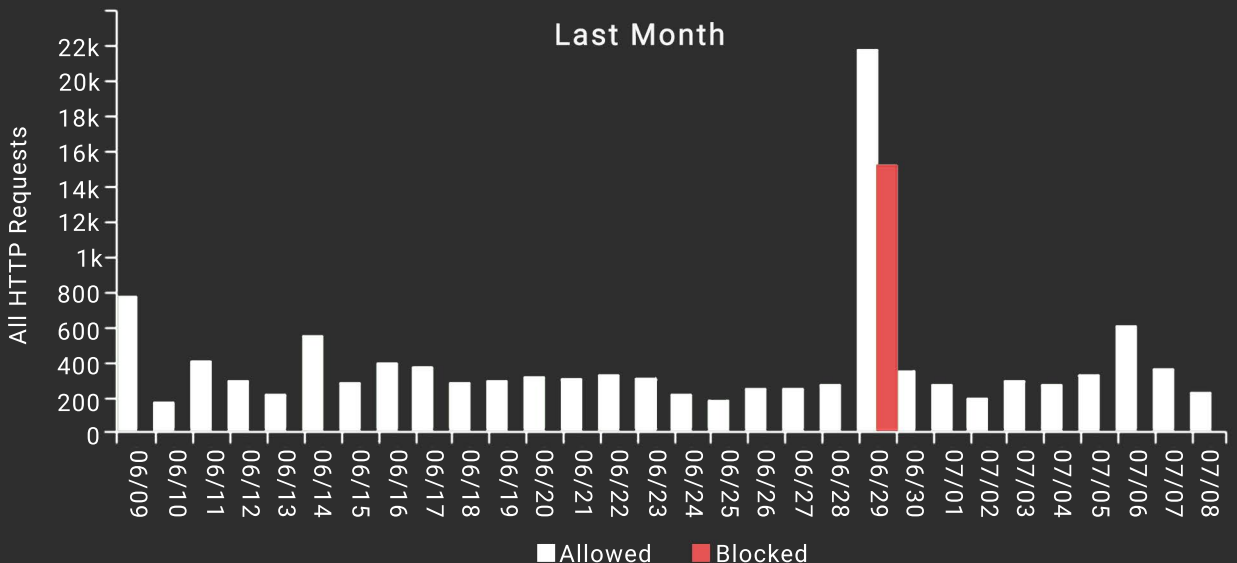
This is a summary:

Blocked Attacks Overview

Top 5 Blocked Attacks



Group	Total
<u>Bad bot access denied</u>	59 20.85%
<u>IP Address not in the allowlist</u>	45 15.90%
<u>Backdoor access denied</u>	43 15.19%
<u>Fake bot access</u>	30 10.60%
<u>Directory listing not authorized</u>	21 7.42%



Visitors Overview

Browsers



Opera
2.19%

Total: 142



Msie
5.79%

Total: 376



Firefox
19.32%

Total: 1,255



Chrome
57.30%

Total: 3,722



Safari
15.41%

Total: 1,001

Devices




Desktop
44.85%

Total: 10,409



Mobile
22.41%

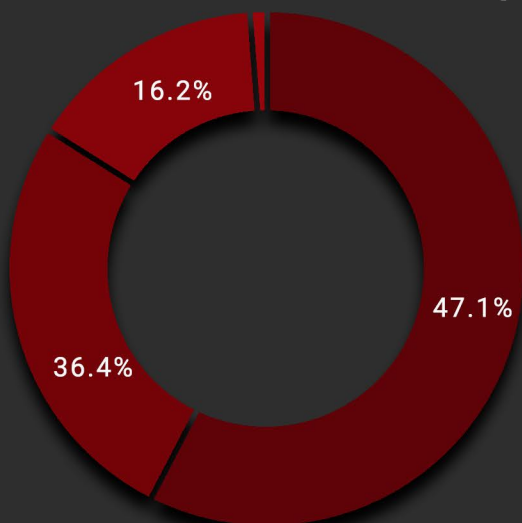
Total: 5,201



Bots
32.74%

Total: 7,600

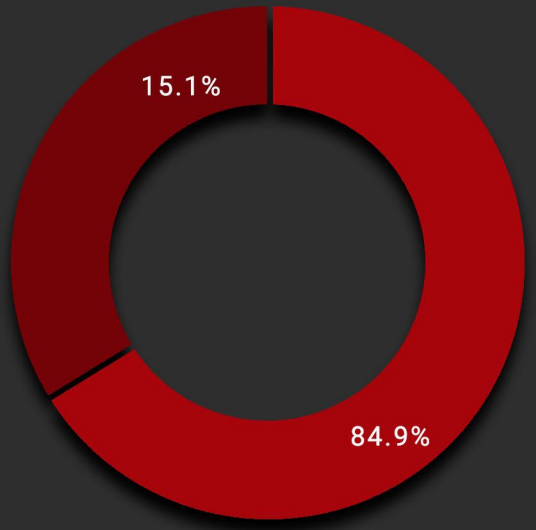
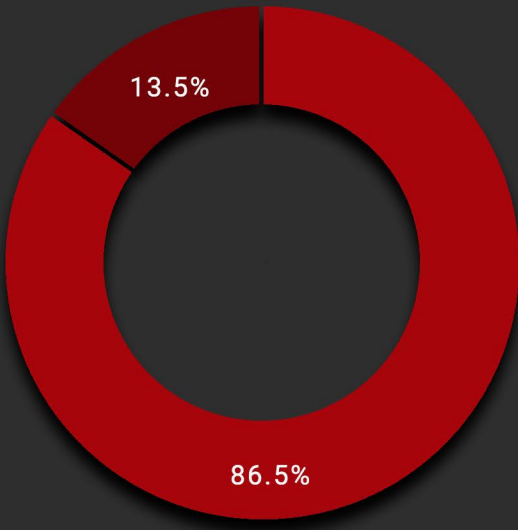
Response Codes



Status	Total
30x Redirect	3,408 14.68%
4xx Client Error	6,181 26.63%
5xx Server Error	140 0.60%
200 Success	13,481 58.08%

Page Caching Status

HTTP Version



Status

Total

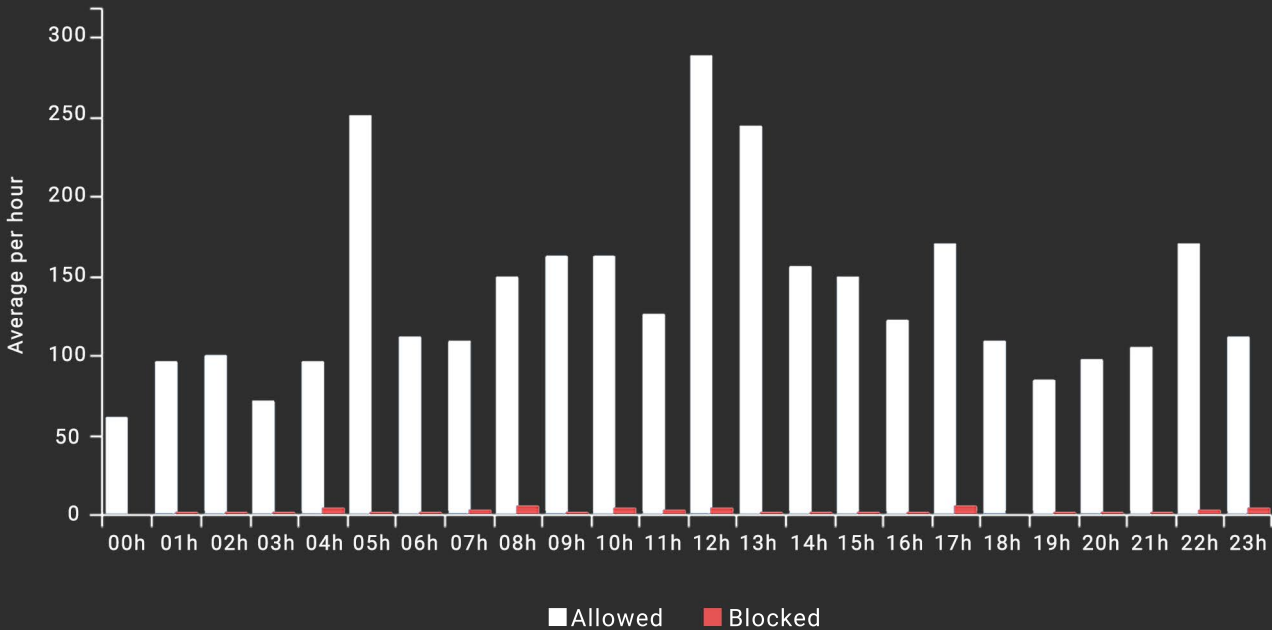
miss	12,401	86.48%
hit	1,938	13.52%

Version

Total

HTTP1	16,209	69.84%
HTTP2	7,001	30.16%

Average Traffic per Hour



Traffic by Country (TOP 10)

<u>Country</u>	<u>Allowed</u>	<u>Blocked</u>
United States of America (the)	3,475	122
Germany	3,576	31
China	338	30
Russian Federation (the)	139	18
Panama	46	14
Belgium	31	9
Singapore	1,663	8
Greece	10,803	8
France	554	5
Canada	2,437	5