



Weekly Report (July 9, 2021 - July 15, 2021)

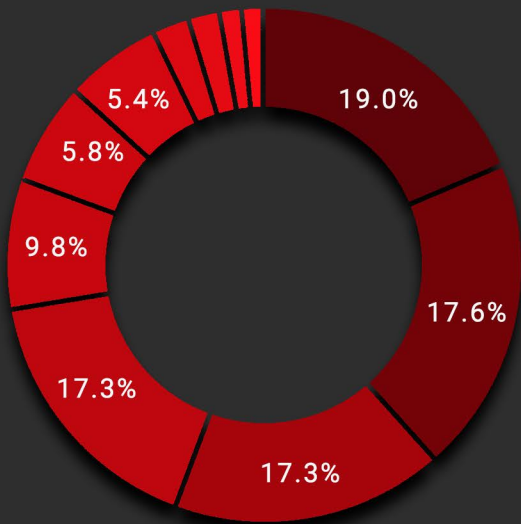
This is the weekly email report for Audax.gr

- During this period, you had 22,494 page views with 295 attacks blocked.
- The attack we blocked the most was IP Address not in the allowlist with 56 entries.

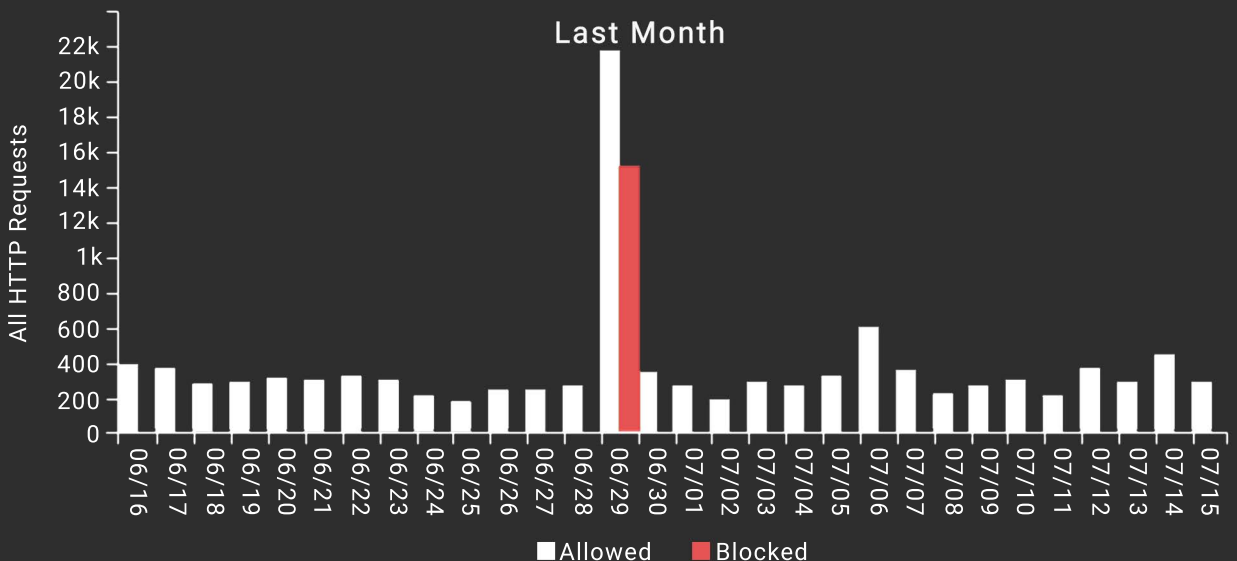
This is a summary:

Blocked Attacks Overview

Top 5 Blocked Attacks



Group	Total
<u>IP Address not in the allowlist</u>	56 18.98%
<u>Fake bot access</u>	52 17.63%
<u>Spam comment or xmlrpc denied</u>	51 17.29%
<u>Bad bot access denied</u>	51 17.29%
<u>Backdoor access denied</u>	29 9.83%



Visitors Overview

Browsers



Opera
0.86%

Total: 33



Msie
10.35%

Total: 399



Firefox
15.23%

Total: 587



Chrome
64.49%

Total: 2,486



Safari
9.08%

Total: 350

Devices




Desktop
39.75%

Total: 8,942



Mobile
15.80%

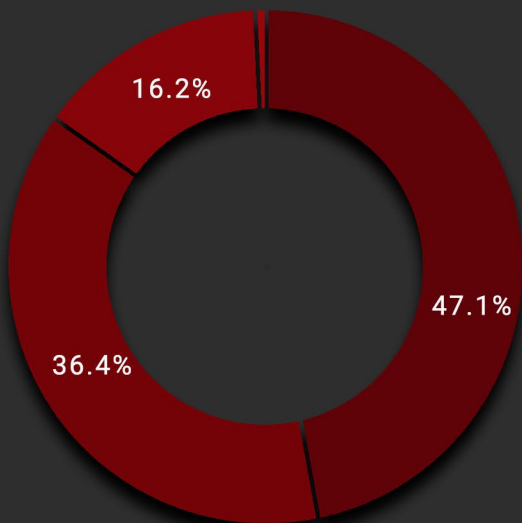
Total: 3,555



Bots
44.44%

Total: 9,997

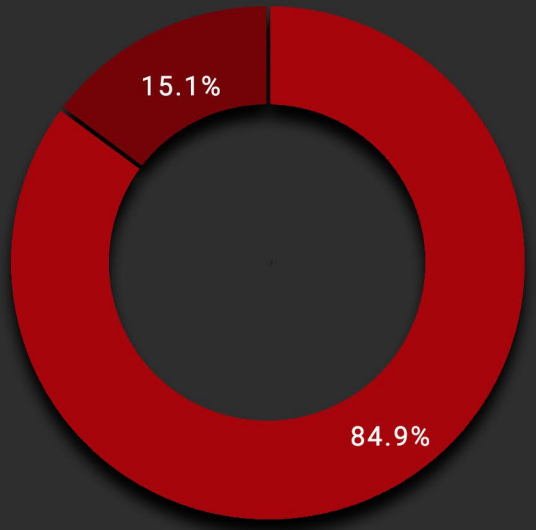
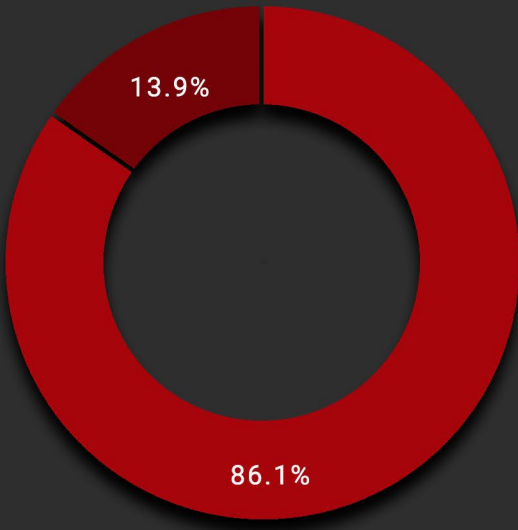
Response Codes



Status	Total
4xx Client Error	8,190 36.41%
30x Redirect	3,639 16.18%
5xx Server Error	63 0.28%
200 Success	10,602 47.13%

Page Caching Status

HTTP Version



Status

Total

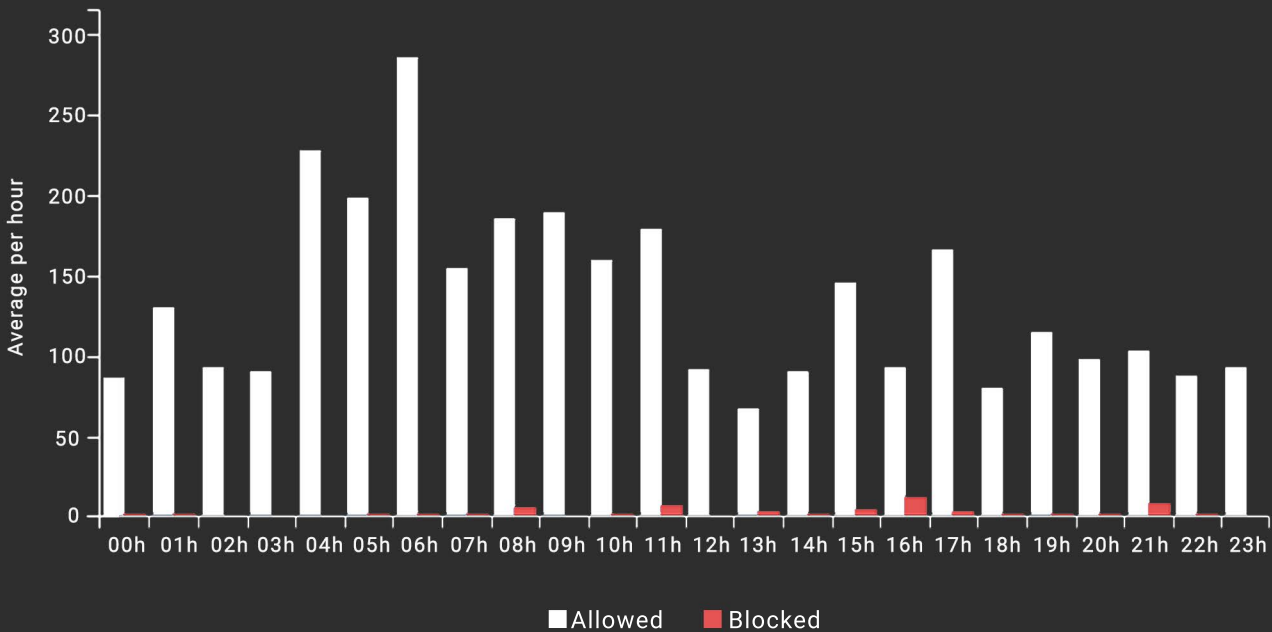
miss	12,421	86.14%
hit	1,999	13.86%

Version

Total

HTTP1	19,102	84.92%
HTTP2	3,392	15.08%

Average Traffic per Hour



Traffic by Country (TOP 10)

<u>Country</u>	<u>Allowed</u>	<u>Blocked</u>
United States of America (the)	3,544	135
China	239	26
Czech Republic (the)	122	18
Russian Federation (the)	85	17
Canada	694	14
Germany	5,393	13
France	97	8
Singapore	2,244	7
Netherlands (the)	21	6
Lithuania	22	6