



Weekly Report (May 28, 2021 - June 3, 2021)

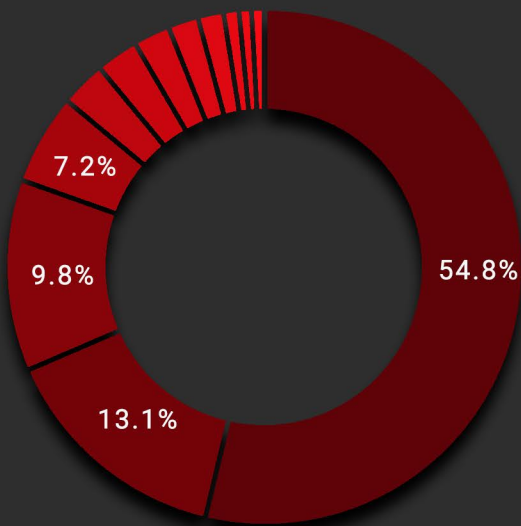
This is the weekly email report for Audax.gr

- During this period, you had 20,539 page views with 458 attacks blocked.
- The attack we blocked the most was IP Address not in the allowlist with 251 entries.

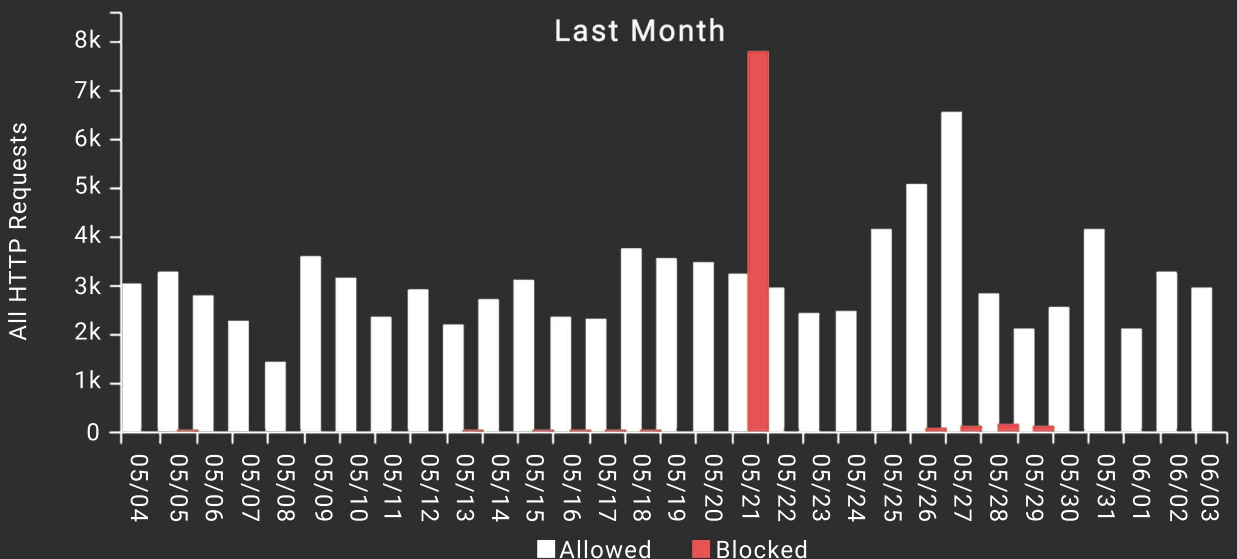
This is a summary:

Blocked Attacks Overview

Top 5 Blocked Attacks



Group	Total
IP Address not in the allowlist	251 54.80%
Spam comment or xmlrpc denied	60 13.10%
Bad bot access denied	45 9.83%
Fake bot access	33 7.21%
Directory listing not authorized	16 3.49%



Visitors Overview

Browsers



Opera
5.80%

Total: 306



Msie
7.15%

Total: 377



Firefox
15.85%

Total: 836



Chrome
60.29%

Total: 3,181



Safari
10.92%

Total: 576

Devices




Desktop
46.74%

Total: 9,600



Mobile
20.56%

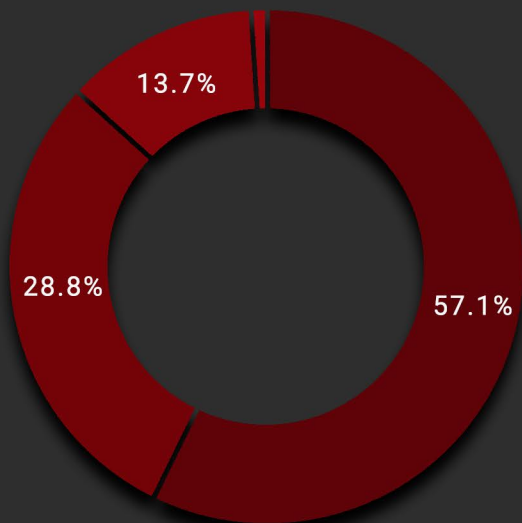
Total: 4,222



Bots
32.70%

Total: 6,717

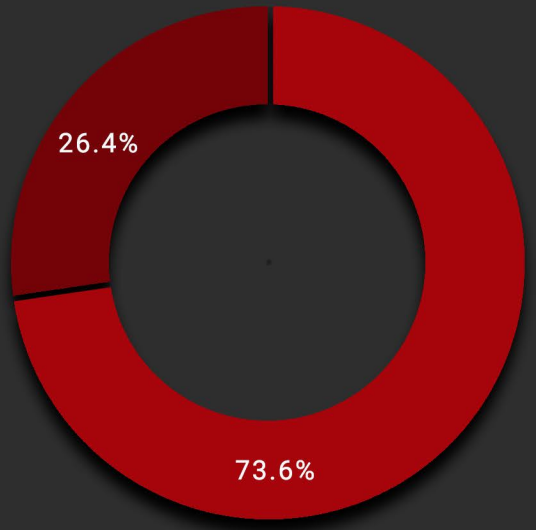
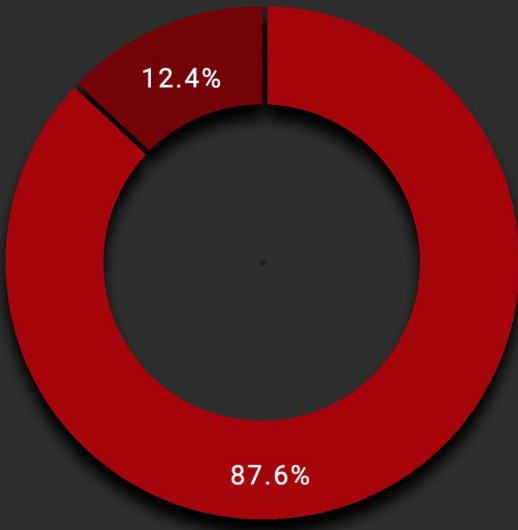
Response Codes



Status	Total
200 Success	11,721 57.07%
4xx Client Error	5,908 28.76%
30x Redirect	2,824 13.75%
5xx Server Error	86 0.42%

Page Caching Status

HTTP Version



Status

Total

miss

11,082 87.58%

hit

1,571 12.42%

Version

Total

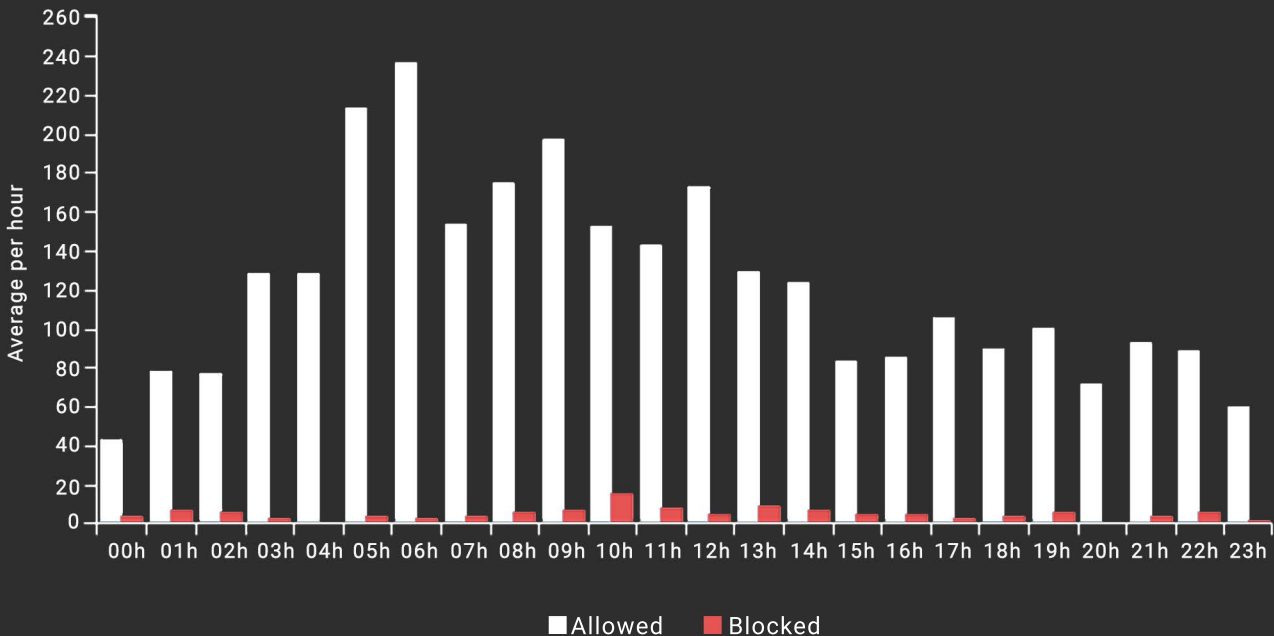
HTTP1

15,126 73.65%

HTTP2

5,413 26.35%

Average Traffic per Hour



Traffic by Country (TOP 10)

<u>Country</u>	<u>Allowed</u>	<u>Blocked</u>
United States of America (the)	3,021	133
France	1,095	48
Singapore	1,620	37
China	312	36
Germany	3,177	32
Netherlands (the)	164	19
Greece	9,353	18
Lebanon	176	14
United Kingdom of Great Britain and Northern Ireland (the)	241	13
Italy	26	10