



Weekly Report (April 30, 2021 - May 6, 2021)

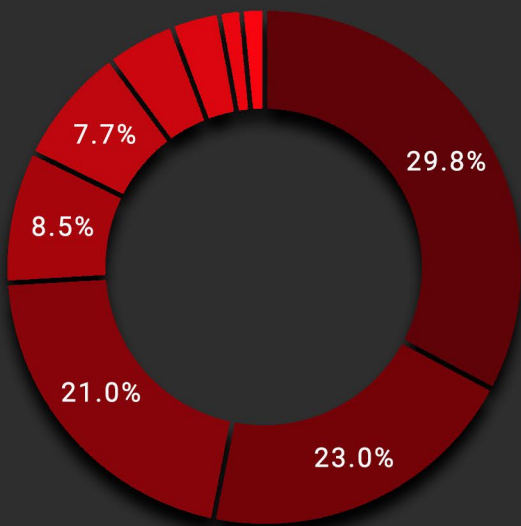
This is the weekly email report for Audax.gr

- During this period, you had 20,101 page views with 248 attacks blocked.
- The attack we blocked the most was Fake bot access with 70 entries.

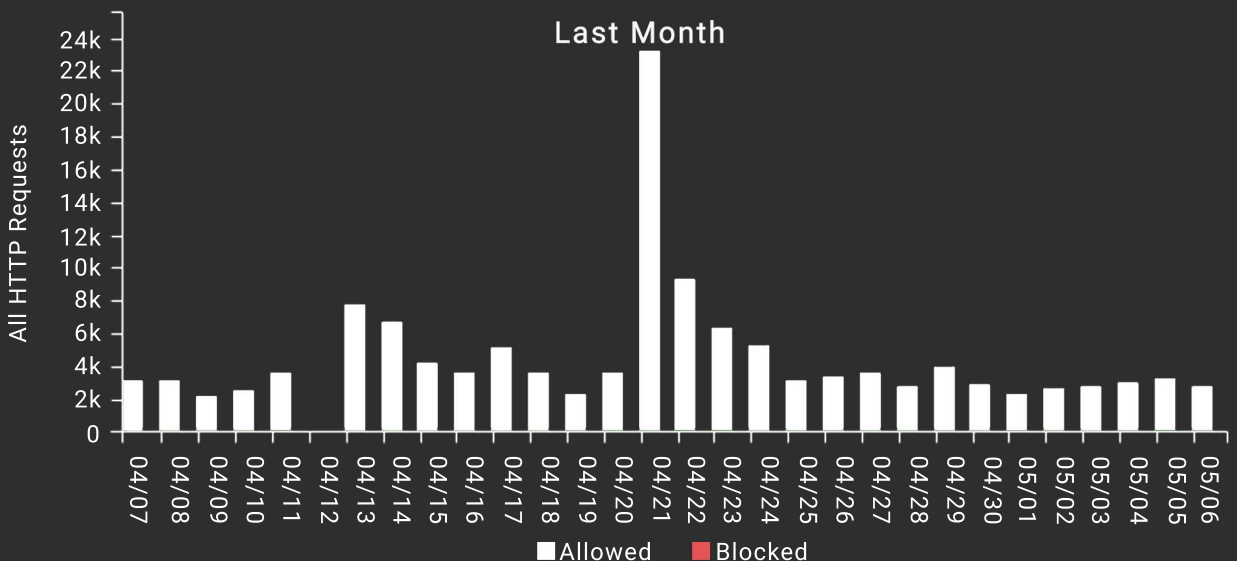
This is a summary:

Blocked Attacks Overview

Top 5 Blocked Attacks



| Group | Total |
|---|--------------|
| <u>Fake bot access</u> | 74 29.84% |
| <u>Bad bot access denied</u> | 57 22.98% |
| <u>Request not authorized</u> | 52 20.97% |
| <u>Spam comment or xmlrpc denied</u> | 21 8.47% |
| <u>Directory listing not authorized</u> | 19 7.66% |



Visitors Overview

Browsers



Opera
3.30%

Total: 136



Msie
9.19%

Total: 379



Firefox
16.18%

Total: 667



Chrome
60.43%

Total: 2,491



Safari
10.89%

Total: 449

Devices




Desktop
43.47%

Total: 8,737



Mobile
19.25%

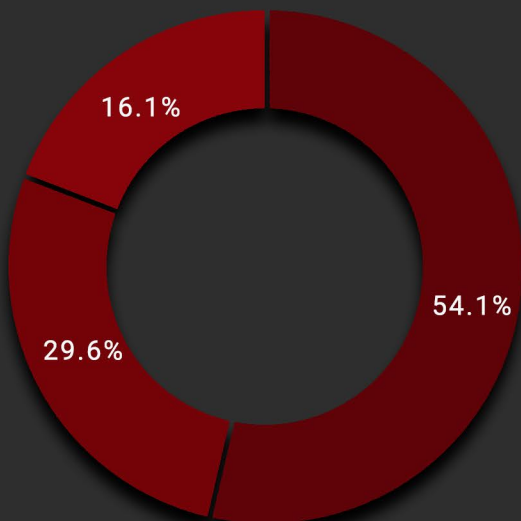
Total: 3,869



Bots
37.29%

Total: 7,495

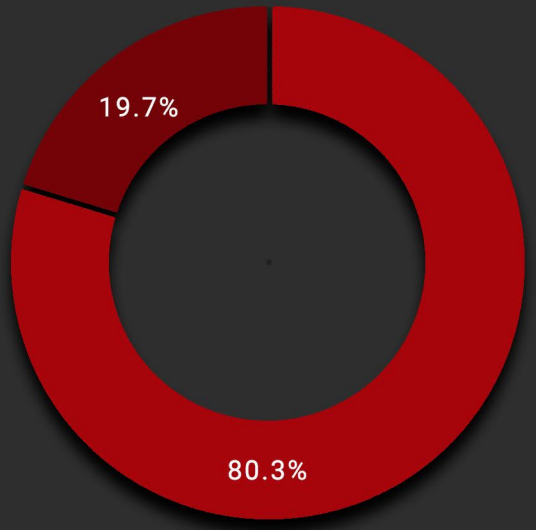
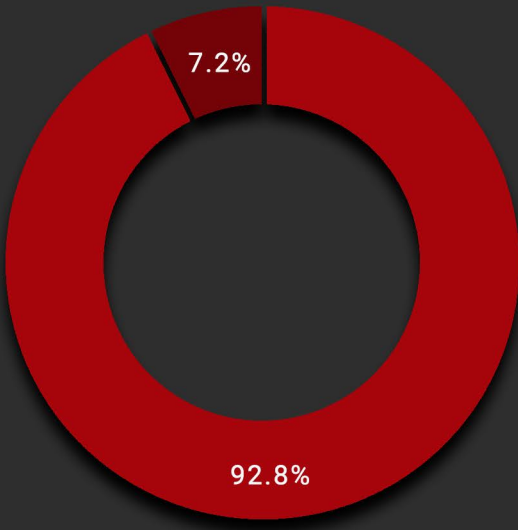
Response Codes



| Status | Total |
|------------------|------------------|
| 30x Redirect | 3,231 16.07% |
| 200 Success | 10,875 54.10% |
| 4xx Client Error | 5,959 29.65% |
| 5xx Server Error | 36 0.18% |

Page Caching Status

HTTP Version



Status

Total

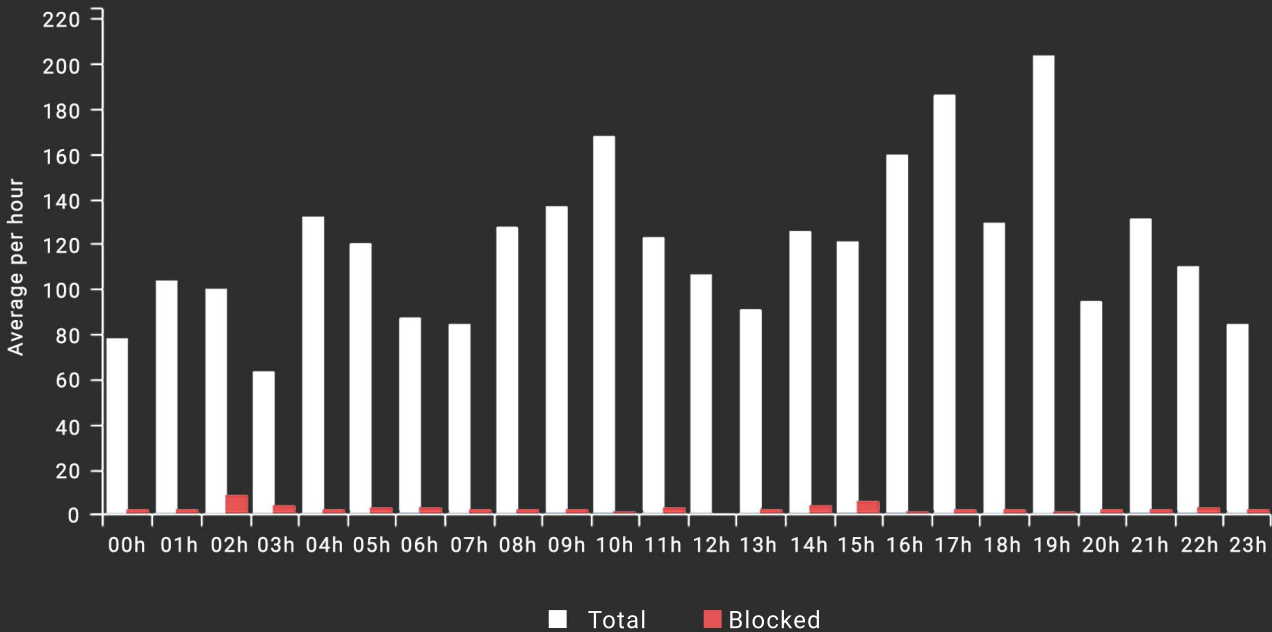
Version

Total

| | | |
|------|--------|--------|
| miss | 11,483 | 92.84% |
| hit | 885 | 7.16% |

| | | |
|-------|--------|--------|
| HTTP1 | 16,141 | 80.30% |
| HTTP2 | 3,960 | 19.70% |

Average Traffic per Hour



Traffic by Country (TOP 10)

| <u>Country</u> | <u>Allowed</u> | <u>Blocked</u> |
|--------------------------------|----------------|----------------|
| United States of America (the) | 2,789 | 101 |
| Germany | 4,633 | 50 |
| China | 197 | 16 |
| France | 351 | 16 |
| Netherlands (the) | 61 | 8 |
| Russian Federation (the) | 225 | 7 |
| India | 48 | 6 |
| Hong Kong | 20 | 4 |
| Korea (the Republic of) | 41 | 4 |
| Brazil | 13 | 4 |