



Weekly Report (April 2, 2021 - April 8, 2021)

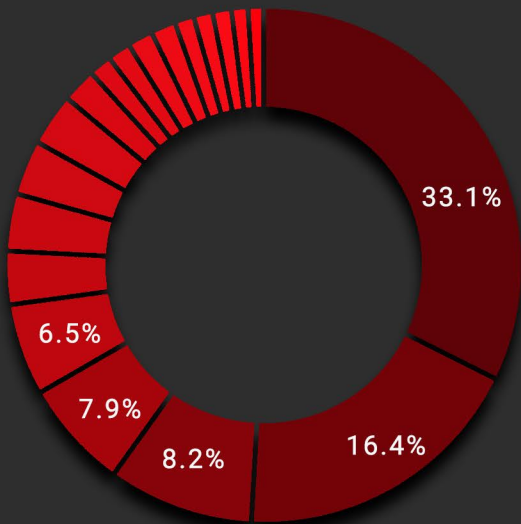
This is the weekly email report for Audax.gr

- During this period, you had 23,812 page views with 341 attacks blocked.
- The attack we blocked the most was Fake bot access with 109 entries.

This is a summary:

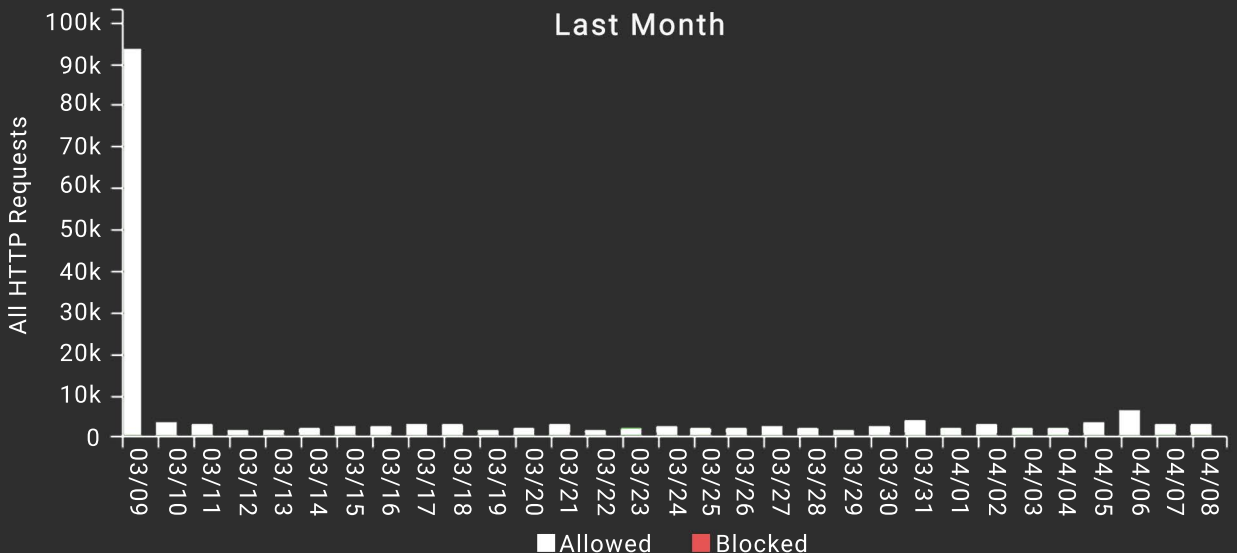
Blocked Attacks Overview

Top 5 Blocked Attacks



Group	Total
<u>Fake bot access</u>	113 33.14%
<u>An attempted RFI/LFI was detected and blocked</u>	56 16.42%
<u>Bad bot access denied</u>	28 8.21%
<u>Evasion attempt denied</u>	27 7.92%
<u>Directory listing not authorized</u>	22 6.45%

Last Month



Visitors Overview

Browsers



Opera
1.98%

Total: 172



Msie
7.90%

Total: 686



Firefox
8.13%

Total: 706



Chrome
42.56%

Total: 3,697



Safari
10.79%

Total: 937



Safari
28.65%

Total: 2,489

Devices




Desktop
44.72%

Total: 10,648



Mobile
19.24%

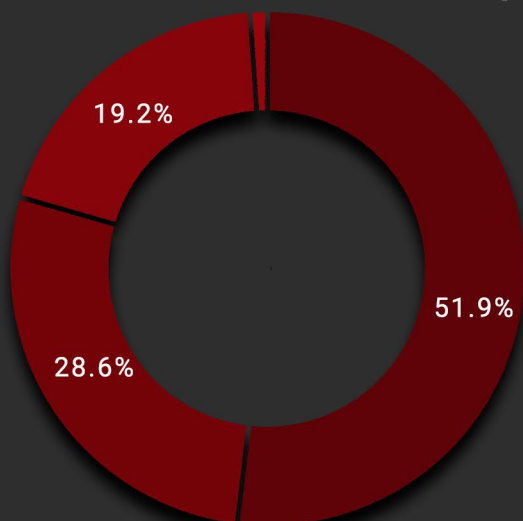
Total: 4,581



Bots
36.04%

Total: 8,583

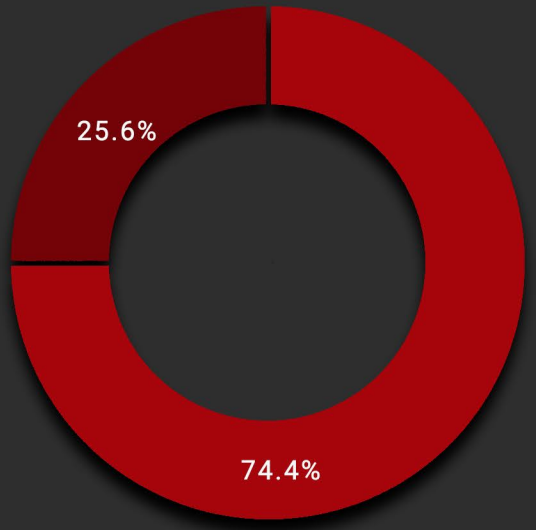
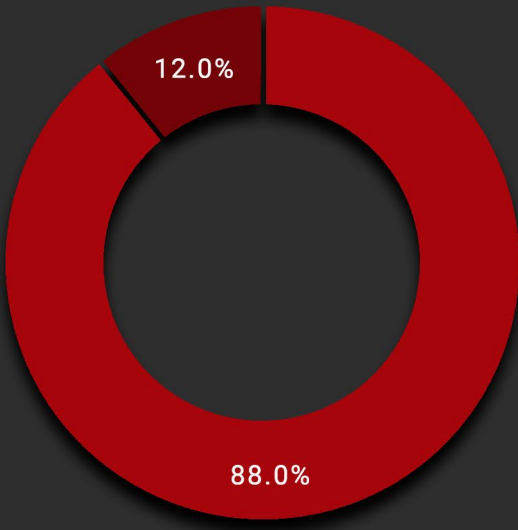
Response Codes



Status	Total
200 Success	12,355 51.89%
4xx Client Error	6,812 28.61%
30x Redirect	4,576 19.22%
5xx Server Error	69 0.29%

Page Caching Status

HTTP Version



Status

Total

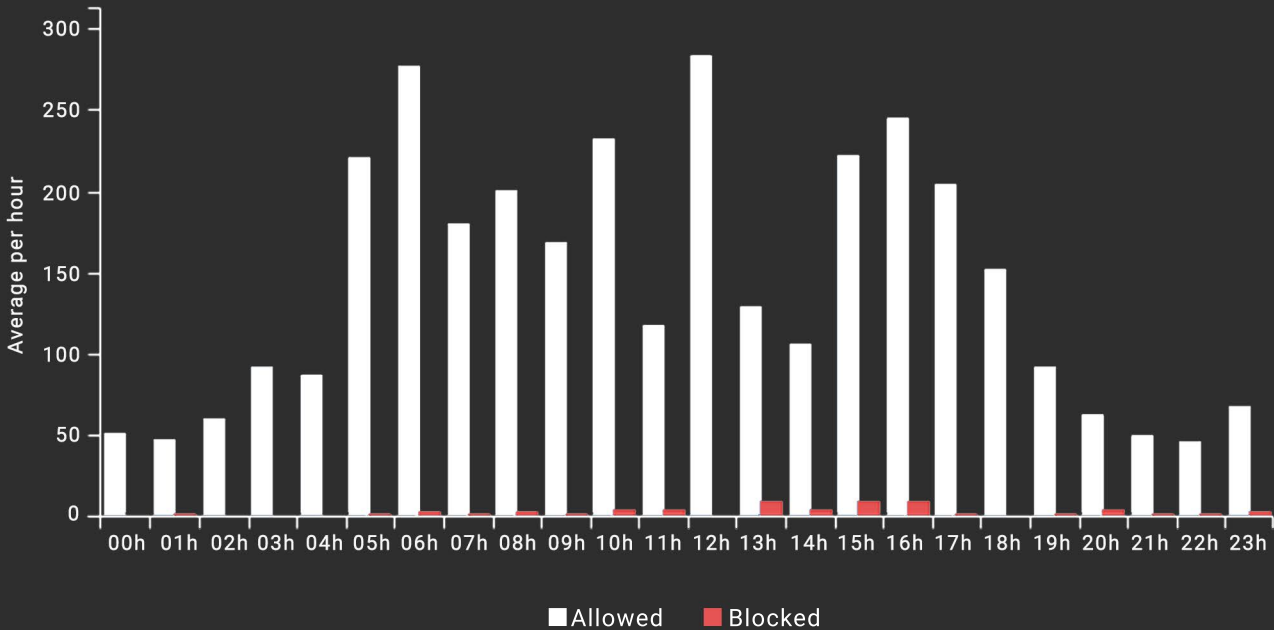
miss	13,935	87.99%
hit	1,902	12.01%

Version

Total

HTTP1	17,709	74.37%
HTTP2	6,103	25.63%

Average Traffic per Hour



Traffic by Country (TOP 10)

<u>Country</u>	<u>Allowed</u>	<u>Blocked</u>
United States of America (the)	4,171	145
Czech Republic (the)	1,620	129
Ukraine	118	16
China	179	12
Netherlands (the)	83	7
Germany	4,616	7
France	201	6
Russian Federation (the)	52	3
Canada	2,310	3
Greece	8,064	3