



Weekly Report (April 9, 2021 - April 15, 2021)

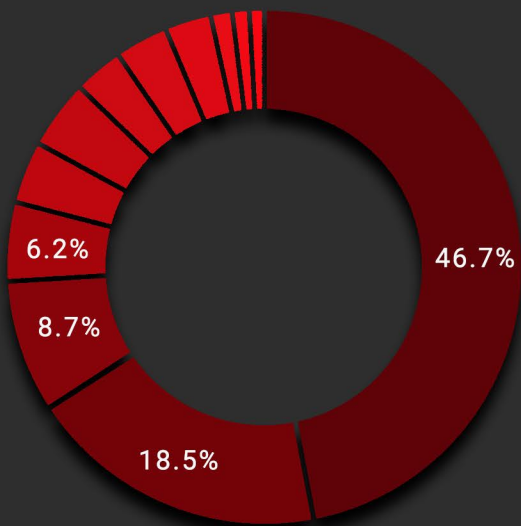
This is the weekly email report for Audax.gr

- During this period, you had 27,316 page views with 195 attacks blocked.
- The attack we blocked the most was Fake bot access with 90 entries.

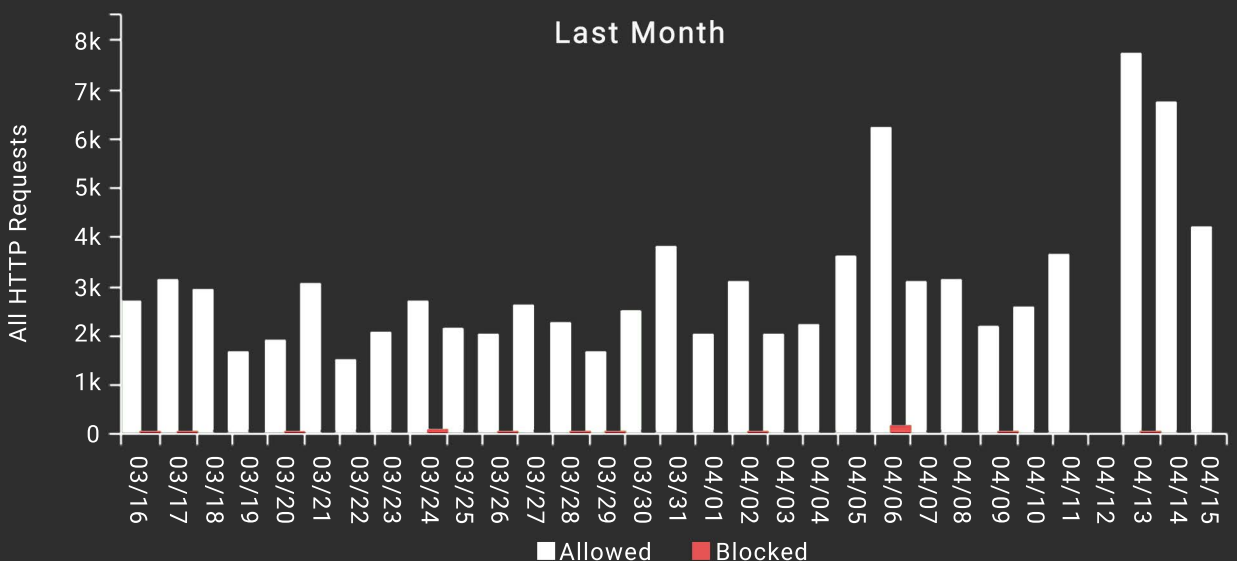
This is a summary:

Blocked Attacks Overview

Top 5 Blocked Attacks



Group	Total
<u>Fake bot access</u>	91 46.67%
<u>Bad bot access denied</u>	36 18.46%
<u>Directory listing not authorized</u>	17 8.72%
<u>An attempted RFI/LFI was detected and blocked</u>	12 6.15%
<u>Access from a blocked country</u>	9 4.62%



Visitors Overview

Browsers



Opera
6.01%

Total: 622



Msie
3.99%

Total: 413



Firefox
16.39%

Total: 1,696



Chrome
55.67%

Total: 5,759



Safari
17.93%

Total: 1,855

Devices




Desktop
46.88%

Total: 12,806



Mobile
27.13%

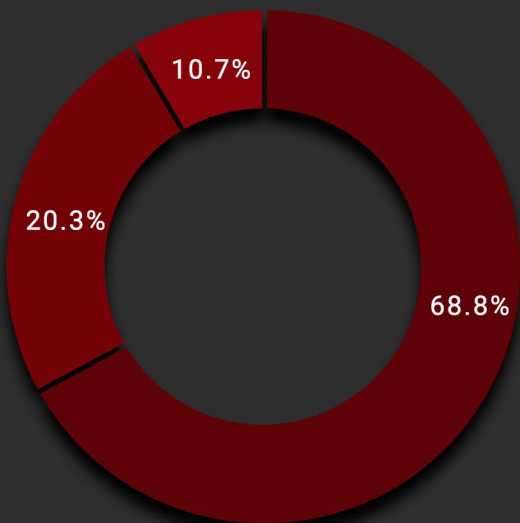
Total: 7,412



Bots
25.98%

Total: 7,098

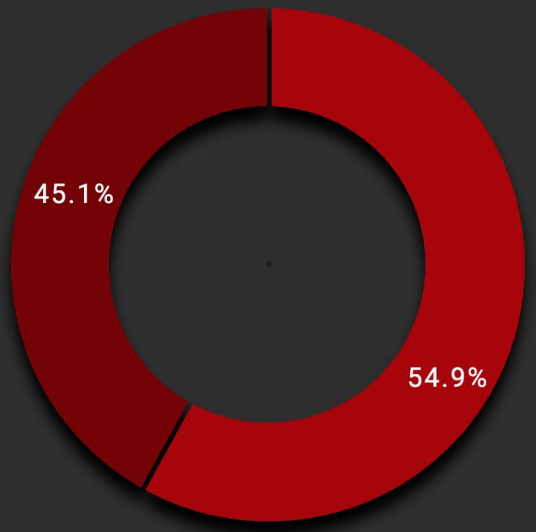
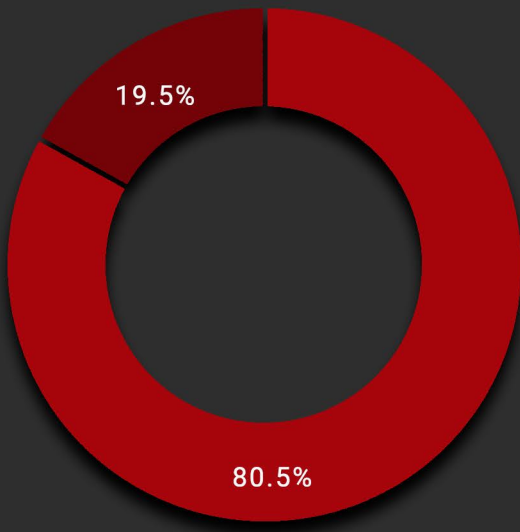
Response Codes



Status	Total
5xx Server Error	47 0.17%
30x Redirect	2,922 10.70%
200 Success	18,798 68.82%
4xx Client Error	5,549 20.31%

Page Caching Status

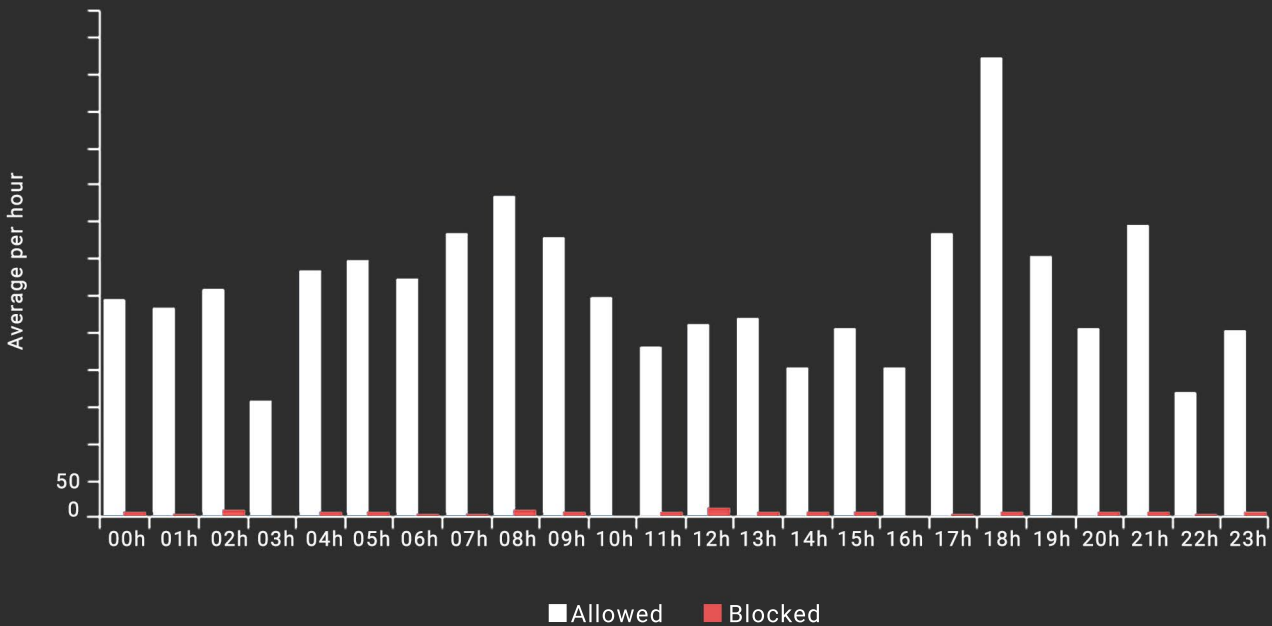
HTTP Version



Status	Total	Percentage
miss	14,622	80.52%
hit	3,538	19.48%

Version	Total	Percentage
HTTP1	14,985	54.86%
HTTP2	12,331	45.14%

Average Traffic per Hour



Traffic by Country (TOP 10)

<u>Country</u>	<u>Allowed</u>	<u>Blocked</u>
United States of America (the)	3,544	135
China	239	26
Czech Republic (the)	122	18
Russian Federation (the)	85	17
Canada	694	14
Germany	5,393	13
France	97	8
Singapore	2,244	7
Netherlands (the)	21	6
Lithuania	22	6